Interactive spec sheet with links to larger images and spec sheets of accessories

Lotus LED Lights

LLL-M3

Multi 3 Head Fixture for Lotus 3" Square Thin Trim Models

Project:

Location:

Model #: Qty:

Notes:

SPECIFICATION	
Applications	Commercial, Hospitality, High-End Residential
Suitable Locations	Sloped Ceilings up to 20°, General Lighting
Material	Die-Cast Aluminum

DESCRIPTION

Multi 3 Head Fixture for 3" Square Regressed LED

FEATURES & BENEFITS

1" regressed for high end apearance and reduced glare
Possibility to mount white, black and custom colour light fixtures with 5CCT or Dim to Warm light options

Compatible fixtures

LSG3-HO-TT
L3F-SDT
L3G-SRT

INSTALLATION INSTRUCTIONS

Mount 3 fixtures on the multi head by holding up their spring clips and fitting in the holes of LLL-M3.
Fixtures springs should be in the same direction as LLL-M3 springs and should be secured on the dedicated places on the multi head bracket.
Connect the drivers to power.
Cut 11 1/2" x 4 1/2" hole In ceiling and snap the LLL-M3 in opening with attached spring clips.
To dismount - take down the multi head as a whole.
Light fixtures could not be taken down from underneath if properly sescured.
Space Above Ceiling required 5"

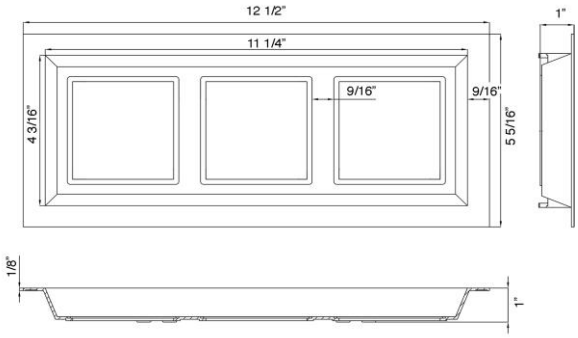

AVAILABLE TRIMS - White & Black




ORDERING GUIDE

LLL-M3-WH	White
LLL-M3-BK	Black

ACCESSORIES Sold Separately

Mounting plate 26" long model # **RIP-M-23**

Lotus LED Lights USA
250 H Street # 301, Blaine WA 98230 tel 360-200-5500
Hainesport NJ & Ferndale WA

www.LotusLEDLights.com
mailing addresses
warehouses

Lotus LED Lights CANADA
1080 Cliveden Ave # 6, Delta BC V3M 6G6 tel 604-538-3090
Delta BC & Mississauga ON